





District Health Assessment for Multiple District 1 through January 2026

		Clubs							Membership							Member Strength		Cancellation		Reports			Finance	Leadership			
District Name	Status/ Number of Months in Status *	Active Clubs	Clubs in Status Quo	Total Clubs	% Status Quo Clubs in Financial Suspension	New Clubs	Cancelled Clubs	YTD Net Club Gain/Loss	Current Members In Active Clubs	Current Members In Status Quo Clubs	Current Total Members Count	YTD Add	YTD Drop	YTD NetGrowth (includes Active and Status Quo)	YTD NetGrowth% (includes Active and Status Quo)	Member Count 12 Months Ago	Average Member Count Per Club	% of Clubs with less than 20 members	Average Cancelled Club Age	Members Lost Due to Cancelled Clubs	% of Clubs Reporting Service	% No MMR in 3 Months	% No Officer Report in 12 months	% of Clubs with balance 90+ days	Number of Zone Chairs Recorded	Number of Region Chairs Recorded	District Officers Vacancies **
1 A		69	0	69	0%	1	0	1	1779	0	1779	162	186	-24	-1.33%	1,822	26	51%	0	0	100%	38%	0%	3%	13	6	
1 BK		57	0	57	0%	0	1	-1	1758	0	1758	84	75	9	0.51%	1,725	31	39%	16	3	54%	42%	0%	5%	9	0	
1 CN	T(24)	28	0	28	0%	0	0	0	881	0	881	31	64	-33	-3.61%	926	31	29%	0	0	54%	14%	0%	7%	4	0	2nd VDG
1 CS	T(24)	23	0	23	0%	0	0	0	495	0	495	28	31	-3	-0.60%	500	22	52%	0	0	70%	61%	0%	22%	6	0	2nd VDG
1 D		48	0	48	0%	0	0	0	1401	0	1401	52	85	-33	-2.30%	1,449	29	31%	0	0	50%	54%	4%	8%	8	0	
1 F	T(24)	30	0	30	0%	1	0	1	885	0	885	117	73	44	5.23%	846	30	33%	0	0	97%	37%	3%	13%	9	2	
1 G	T(24)	31	0	31	0%	0	0	0	649	0	649	19	34	-15	-2.26%	661	21	61%	0	0	48%	68%	10%	0%	0	0	2nd VDG
1 H	T(24)	34	0	34	0%	0	2	-2	854	0	854	36	44	-8	-0.93%	877	25	38%	56	11	29%	65%	0%	15%	4	0	1st VDG, GLT
1 J		54	0	54	0%	0	0	0	2096	0	2096	106	95	11	0.53%	2,077	39	24%	0	0	65%	43%	0%	9%	10	0	
1 M	T(24)	45	0	45	0%	0	2	-2	1109	0	1109	39	72	-33	-2.89%	1,168	25	42%	55	26	51%	49%	4%	9%	7	0	
		419	0	419	0%	2	5	-3	11907	0	11907	674	759	-85	-0.71%	12,051	28	40%	47	40	64%	46%	2%	8%	70	8	




District Health Assessment for Multiple District 11 through January 2026

		Clubs							Membership							Member Strength		Cancellation		Reports			Finance	Leadership			
District Name	Status/ Number of Months in Status *	Active Clubs	Clubs in Status Quo	Total Clubs	% Status Quo Clubs in Financial Suspension	New Clubs	Cancelled Clubs	YTD Net Club Gain/Loss	Current Members In Active Clubs	Current Members In Status Quo Clubs	Current Total Members Count	YTD Add	YTD Drop	YTD NetGrowth (includes Active and Status Quo)	YTD NetGrowth% (includes Active and Status Quo)	Member Count 12 Months Ago	Average Member Count Per Club	% of Clubs with less than 20 members	Average Cancelled Club Age	Members Lost Due to Cancelled Clubs	% of Clubs Reporting Service	% No MMR in 3 Months	% No Officer Report in 12 months	% of Clubs with balance 90+ days	Number of Zone Chairs Recorded	Number of Region Chairs Recorded	District Officers Vacancies **
11 A1	T(24)	28	0	28	0%	0	2	-2	612	0	612	44	46	-2	-0.33%	640	22	54%	49	11	68%	50%	0%	21%	7	1	
11 A2	T(24)	28	0	28	0%	0	0	0	1095	0	1095	76	73	3	0.27%	1,180	39	29%	0	0	57%	29%	14%	14%	0	0	
11 B1	T(24)	39	0	39	0%	0	1	-1	837	0	837	43	64	-21	-2.45%	855	21	51%	72	7	64%	54%	8%	3%	3	0	
11 B2	T(24)	28	0	28	0%	0	3	-3	711	0	711	38	103	-65	-8.38%	796	25	50%	64	61	89%	46%	7%	14%	6	0	
11 C1	T(24)	25	0	25	0%	0	0	0	695	0	695	25	38	-13	-1.84%	710	28	52%	0	0	100%	52%	8%	0%	3	0	2nd VDG
11 C2	T(24)	30	0	30	0%	0	1	-1	651	0	651	39	49	-10	-1.51%	669	22	53%	75	1	90%	53%	0%	3%	6	0	
11 D1	T(24)	33	0	33	0%	0	1	-1	841	0	841	43	62	-19	-2.21%	892	25	61%	10	5	48%	52%	0%	3%	2	0	
11 D2	T(24)	43	0	43	0%	0	2	-2	1176	0	1176	98	63	35	3.07%	1,190	27	42%	72	1	100%	44%	0%	7%	6	0	
11 E1	T(24)	35	0	35	0%	0	0	0	869	0	869	74	53	21	2.48%	877	25	49%	0	0	91%	46%	0%	0%	6	0	1st VDG,2nd VDG
11 E2	T(24)	26	0	26	0%	1	0	1	643	0	643	88	75	13	2.06%	662	25	50%	0	0	88%	38%	0%	8%	4	0	1st VDG
		315	0	315	0%	1	10	-9	8130	0	8130	568	626	-58	-0.71%	8,471	26	49%	59	86	80%	47%	3%	7%	43	1	




District Health Assessment for Multiple District 25 through January 2026

		Clubs							Membership							Member Strength		Cancellation		Reports			Finance	Leadership			
District Name	Status/ Number of Months in Status *	Active Clubs	Clubs in Status Quo	Total Clubs	% Status Quo Clubs in Financial Suspension	New Clubs	Cancelled Clubs	YTD Net Club Gain/Loss	Current Members In Active Clubs	Current Members In Status Quo Clubs	Current Total Members Count	YTD Add	YTD Drop	YTD NetGrowth (includes Active and Status Quo)	YTD NetGrowth% (includes Active and Status Quo)	Member Count 12 Months Ago	Average Member Count Per Club	% of Clubs with less than 20 members	Average Cancelled Club Age	Members Lost Due to Cancelled Clubs	% of Clubs Reporting Service	% No MMR in 3 Months	% No Officer Report in 12 months	% of Clubs with balance 90+ days	Number of Zone Chairs Recorded	Number of Region Chairs Recorded	District Officers Vacancies **
25 A	T(24)	45	0	45	0%	0	1	-1	1048	0	1048	53	92	-39	-3.59%	1,101	23	44%	83	5	69%	47%	0%	4%	7	0	
25 B	T(24)	43	0	43	0%	0	1	-1	903	0	903	42	59	-17	-1.85%	944	21	51%	74	11	74%	51%	2%	16%	7	0	2nd VDG
25 C	T(4)	49	0	49	0%	0	0	0	1235	0	1235	56	66	-10	-0.80%	1,260	25	59%	0	0	67%	57%	8%	8%	5	0	2nd VDG
25 D	T(24)	34	0	34	0%	0	0	0	1150	0	1150	69	70	-1	-0.09%	1,138	34	35%	0	0	100%	62%	3%	12%	6	0	
25 E	T(24)	47	0	47	0%	0	0	0	1069	0	1069	37	57	-20	-1.84%	1,090	23	53%	0	0	85%	49%	0%	0%	11	0	
25 F	T(18)	51	0	51	0%	0	0	0	1206	0	1206	74	65	9	0.75%	1,215	24	45%	0	0	100%	45%	0%	12%	8	0	
25 G	T(24)	44	0	44	0%	0	0	0	1139	0	1139	78	56	22	1.97%	1,140	26	39%	0	0	84%	50%	0%	7%	7	0	2nd VDG
		313	0	313	0%	0	2	-2	7750	0	7750	409	465	-56	-0.72%	7,888	25	47%	78	16	82%	51%	2%	8%	51	0	




District Health Assessment for Multiple District 43 through January 2026

	Status/ District Name	Number of Months in Status *	Clubs						Membership							Member Strength		Cancellation		Reports			Finance	Leadership				
			Active Clubs	Clubs in Status Quo	Total Clubs	% Status Quo in Financial Suspension	New Clubs	Cancelled Clubs	YTD Net Club Gain/ Loss	Current Members In Active Clubs	Current Members In Status Quo Clubs	Current Total Members Count	YTD Add	YTD Drop	YTD NetGrowth (includes Active and Status Quo)	YTD NetGrowth% (includes Active and Status Quo)	Member Count 12 Months Ago	Average Member Count Per Club	% of Clubs with less than 20 members	Average Cancelled Club Age	Members Lost Due to Cancelled Clubs	% of Clubs Reporting Service	% No MMR in 3 Months	% No Officer Report in 12 months	% of Clubs with balance 90+ days	Number of Zone Chairs Recorded	Number of Region Chairs Recorded	District Officers Vacancies **
	43 K		71	0	71	0%	1	2	-1	2024	0	2024	136	165	-29	-1.41%	2,067	29	37%	44	7	55%	55%	0%	11%	13	4	
	43 Y		72	0	72	0%	1	1	0	1633	0	1633	141	147	-6	-0.37%	1,597	23	53%	14	0	39%	47%	0%	13%	10	3	
			143	0	143	0%	2	3	-1	3657	0	3657	277	312	-35	-0.95%	3,664	26	45%	34	7	47%	51%	0%	12%	23	7	



District Health Assessment for District 10 through January 2026

		Clubs							Membership							Member Strength		Cancellation		Reports			Finance	Leadership			
District Name	Status/ Number of Months in Status *	Active Clubs	Clubs in Status Quo	Total Clubs	% Status Quo Clubs in Financial Suspension	New Clubs	Cancelled Clubs	YTD Net Club Gain/ Loss	Current Members In Active Clubs	Current Members In Status Quo Clubs	Current Total Members Count	YTD Add	YTD Drop	YTD NetGrowth (includes Active and Status Quo)	YTD NetGrowth% (includes Active and Status Quo)	Member Count 12 Months Ago	Average Member Count Per Club	% of Clubs with less than 20 members	Average Cancelled Club Age	Members Lost Due to Cancelled Clubs	% of Clubs Reporting Service	% No MMR in 3 Months	% No Officer Report in 12 months	% of Clubs with balance 90+ days	Number of Zone Chairs Recorded	Number of Region Chairs Recorded	District Officers Vacancies **
10		46	0	46	0%	0	2	-2	1307	0	1307	58	73	-15	-1.13%	1,313	28	30%	101	21	100%	54%	11%	11%	0	0	
		46	0	46	0%	0	2	-2	1307	0	1307	58	73	-15	-1.13%	1,313	28	30%	101	21	100%	54%	11%	11%	0	0	

\* - District Status: P - Provisional, T - Transitional.  
\*\* - District Officers Vacancies: DG - District Governor, 1st VDG - First Vice District Governor, 2nd VDG - Second Vice District Governor.